


How to reverse the polarity(positive/negative) for 9005/9006 HID Kit.

Step 1




Find the male connector for the 9005/9006 wire harness. (maybe in blue or black)

Step 2



Insert a small flat screw driver into the clip hole.

Step 3



After insert the screw driver, pull the wires at the same time. The terminals will easily slide off.


Step 4




Use the same screw driver to bend back the clip of the terminal. Do not bend too much. (do it for both wires)

Step 5

After



Before



Insert the terminal back into the connector in a reverse position. (make sure you hear a click sound from the terminal to confirm locking)

Step 6

Repeat Step 1 to Step 5 for the other wire harness, and simply follow the installation guide (included in the kit) to install your 9005/9006 HID kit.